

# Bảng thông số sản phẩm

Thông số kỹ thuật



dual function relay, Harmony  
Timer Relays, 8A, 2CO,  
0.05s~300h, power on delay,  
24...240V AC DC

RE22R2AMR

## Main

Range of product	Harmony Timer Relays
product or component type	Modular timing relay
Discrete output type	Relay
Device short name	RE22
Nominal output current	8 A

## Complementary

Contacts type and composition	1 C/O timed contact, cadmium free 1 C/O timed or instantaneous contact, cadmium free
time delay type	Power on-delay
time delay range	0.05...1 s 0.3...3 s 3...30 h 30...300 min 10...100 s 30...300 s 3...30 s 30...300 h 1...10 s 3...30 min
Control type	Rotary knob Diagnostic button Potentiometer external
[Us] rated supply voltage	24...240 V AC/DC 50/60 Hz
Release input voltage	$\leq 2.4$ V
Voltage range	0.85...1.1 Us
Supply frequency	50...60 Hz +/- 5 %
Connections - terminals	Screw terminals, 1 x 0.5...1 x 3.3 mm <sup>2</sup> (AWG 20...AWG 12) solid without cable end Screw terminals, 2 x 0.5...2 x 2.5 mm <sup>2</sup> (AWG 20...AWG 14) solid without cable end Screw terminals, 1 x 0.2...1 x 2.5 mm <sup>2</sup> (AWG 24...AWG 14) flexible with cable end Screw terminals, 2 x 0.2...2 x 1.5 mm <sup>2</sup> (AWG 24...AWG 16) flexible with cable end
Tightening torque	0.6...1 N.m conforming to IEC 60947-1
Housing material	Self-extinguishing
Repeat accuracy	+/- 0.5 % conforming to IEC 61812-1
Temperature drift	+/- 0.05 %/°C
Voltage drift	+/- 0.2 %/V
Setting accuracy of time delay	+/- 10 % of full scale at 25 °C conforming to IEC 61812-1
Control signal pulse width	100 ms with load in parallel 30 ms

<b>Insulation resistance</b>	100 MOhm at 500 V DC conforming to IEC 60664-1
<b>Recovery time</b>	120 ms on de-energisation
<b>Immunity to microbreaks</b>	10 ms
<b>Power consumption in VA</b>	3 VA at 240 V AC
<b>Power consumption in W</b>	1.5 W at 240 V DC
<b>Switching capacity in VA</b>	2000 VA
<b>Minimum switching current</b>	10 mA at 5 V DC
<b>Maximum switching current</b>	8 A
<b>Maximum switching voltage</b>	250 V AC
<b>Electrical durability</b>	100000 cycles, 8 A at 250 V, AC-1 100000 cycles, 2 A at 24 V, DC-1
<b>Mechanical durability</b>	10000000 cycles
<b>Rated impulse withstand voltage</b>	5 kV for 1.2...50 µs conforming to IEC 60664-1
<b>Power on delay</b>	100 ms
<b>Creepage distance</b>	4 kV/3 conforming to IEC 60664-1
<b>Overvoltage category</b>	III conforming to IEC 60664-1
<b>Safety reliability data</b>	B10d = 200000 MTTFd = 216.8 years
<b>Mounting position</b>	Any position
<b>Mounting support</b>	35 mm DIN rail conforming to IEC 60715
<b>Status LED</b>	LED backlight green (steady) for dial pointer indication LED yellow (steady) for output relay energised LED yellow (fast flashing) for timing in progress and output relay de-energised LED yellow (slow flashing) for timing in progress and output relay energised
<b>Function available</b>	A- Power on-delay relay-2 C/O Aw- Power on-delay relay w/ retrigger/restart-2 C/O
<b>Width</b>	22.5 mm
<b>net weight</b>	0.105 kg
<b>Control type</b>	With test button
<b>Number of functions</b>	2

## Environment

<b>Dielectric strength</b>	2.5 kV for 1 mA/1 minute at 50 Hz between relay output and power supply with basic insulation conforming to IEC 61812-1
<b>Standards</b>	UL 508 IEC 61812-1
<b>Directives</b>	2004/108/EC - electromagnetic compatibility 2006/95/EC - low voltage directive
<b>Product certifications</b>	CE CCC GL UL RCM EAC CSA
<b>Ambient air temperature for operation</b>	-20...60 °C
<b>Ambient air temperature for storage</b>	-40...70 °C

<b>IP degree of protection</b>	IP40 housing: conforming to IEC 60529 IP20 terminals: conforming to IEC 60529 IP50 front panel: conforming to IEC 60529
<b>Pollution degree</b>	3 conforming to IEC 60664-1
<b>Vibration resistance</b>	20 m/s <sup>2</sup> (f= 10...150 Hz) conforming to IEC 60068-2-6
<b>Shock resistance</b>	15 gn not operating for 11 ms conforming to IEC 60068-2-27 5 gn in operation for 11 ms conforming to IEC 60068-2-27
<b>Relative humidity</b>	95 % at 25...55 °C
<b>Electromagnetic compatibility</b>	Fast transients immunity test - test level: 1 kV level 3 (capacitive connecting clip) conforming to IEC 61000-4-4 Surge immunity test - test level: 1 kV level 3 (differential mode) conforming to IEC 61000-4-5 Surge immunity test - test level: 2 kV level 3 (common mode) conforming to IEC 61000-4-5 Electrostatic discharge - test level: 6 kV level 3 (contact discharge) conforming to IEC 61000-4-2 Electrostatic discharge - test level: 8 kV level 3 (air discharge) conforming to IEC 61000-4-2 Radiated radio-frequency electromagnetic field immunity test - test level: 10 V/m level 3 (80 MHz...1 GHz) conforming to IEC 61000-4-3 Conducted RF disturbances - test level: 10 V level 3 (0.15...80 MHz) conforming to IEC 61000-4-6 Fast transient bursts - test level: 2 kV level 3 (direct contact) conforming to IEC 61000-4-4 Immunity to microbreaks and voltage drops - test level: 30 % (500 ms) conforming to IEC 61000-4-11 Immunity to microbreaks and voltage drops - test level: 100 % (20 ms) conforming to IEC 61000-4-11

## Packing Units

<b>Unit Type of Package 1</b>	PCE
<b>Number of Units in Package 1</b>	1
<b>Package 1 Height</b>	2.6 cm
<b>Package 1 Width</b>	8.2 cm
<b>Package 1 Length</b>	9.5 cm
<b>Package 1 Weight</b>	114.0 g
<b>Unit Type of Package 2</b>	S02
<b>Number of Units in Package 2</b>	40
<b>Package 2 Height</b>	15.0 cm
<b>Package 2 Width</b>	30.0 cm
<b>Package 2 Length</b>	40.0 cm
<b>Package 2 Weight</b>	5.04 kg
<b>Unit Type of Package 3</b>	P06
<b>Number of Units in Package 3</b>	640
<b>Package 3 Height</b>	75.0 cm
<b>Package 3 Width</b>	60.0 cm
<b>Package 3 Length</b>	80.0 cm
<b>Package 3 Weight</b>	72.96 kg

## Bền vững

Nhãn **Green Premium™** là cam kết của Schneider Electric trong việc cung cấp sản phẩm với hiệu suất môi trường tốt nhất. Green Premium cam kết tuân thủ các quy định mới nhất, minh bạch về tác động môi trường, cũng như các sản phẩm tuần hoàn và CO<sub>2</sub> thấp.

**Hướng dẫn đánh giá tính bền vững của sản phẩm** là tài liệu kỹ thuật phổ thông giúp làm rõ các tiêu chuẩn nhãn sinh thái toàn cầu và cách diễn giải việc khai báo môi trường.

[Tìm hiểu thêm về Green Premium >](#)

[Hướng dẫn đánh giá về sự bền vững của sản phẩm >](#)



Minh bạch [RoHS/REACH](#)

## Hiệu suất sức khỏe

Mercury Free

Rohs Exemption Information [Yes](#)

## Chứng nhận & Tiêu chuẩn

**Reach Regulation** [REACH Declaration](#)

**Eu Rohs Directive** [Pro-active compliance \(Product out of EU RoHS legal scope\)](#)

**China Rohs Regulation** [China RoHS declaration](#)

**Environmental Disclosure** [Product Environmental Profile](#)

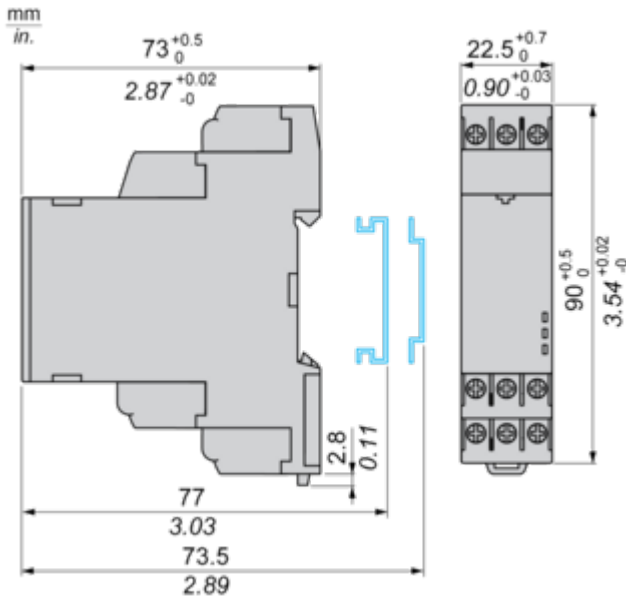
**Circularity Profile** [End of Life Information](#)

# Bảng thông số sản phẩm

# RE22R2AMR

## Dimensions Drawings

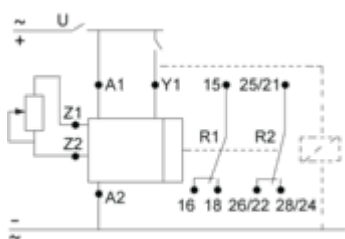
### Dimensions



## Connections and Schema

### Wiring Diagram

---



## Technical Description

### Function A: Power On-Delay

---

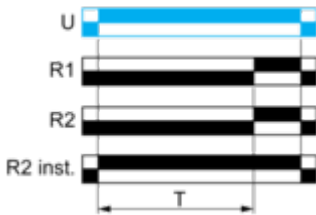
#### Description

On energisation of power supply, the timing period  $T$  starts. After timing, the output(s)  $R$  close(s). The second output ( $R2$ ) can be either timed (when set to "TIMED") or instantaneous (when set to "INST").

#### Function: 1 Output



#### Function: 2 Outputs

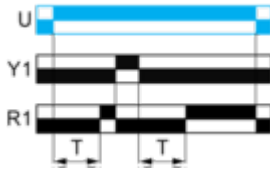


## Function Aw : Power On-Delay With Retrigger / Restart Control

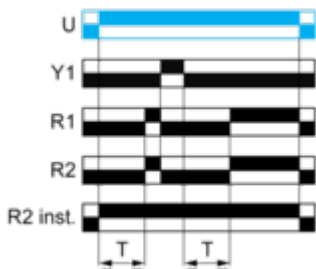
### Description

On energisation of power supply, the timing period T starts. At the end of the timing period T, the output(s) R close(s). Energization of Y1 makes the output(s) R open(s). Deenergization of Y1 restarts timing period T. At the end of timing period T, the output(s) R close(s). The second output (R2) can be either timed (when set to "TIMED") or instantaneous (when set to "INST")

### Function: 1 Output



### Function: 2 Outputs



### Legend

- Relay de-energised
- Relay energised
- Output open
- Output closed

U -	Supply
T -	Timing period
R1/R2 -	2 timed outputs
R2 inst. -	The second output is instantaneous if the right position is selected
Y1 -	Retrigger / Restart control